







WOMEN EXPERIENCING HOMELESSNESS IN AUSTRALIA

WHAT THE DATA SHOWS US








In total **49,017 women were experiencing homelessness on Census night 2016**. This represents 42% of the total homelessness population and is an increase from 44,746 women (10% increase) in 2011.

Homelessness NSW

WHERE WERE WOMEN EXPERIENCING HOMELESSNESS STAYING?

TYPE OF ACCOMMODATION	TOTAL NUMBERS 2016	% OF PEOPLE IN ACCOMM. TYPE	% OF WOMEN EXPERIENCING HOMELESSNESS IN AUSTRALIA	% INCREASE BETWEEN 2011-2016
 People sleeping rough	2762	34%	6%	25%
 Persons in supported accommodation for the homeless	10,430	49%	21%	-3%
 Persons staying temporarily with other households	7338	41%	15%	-4%
 Persons living in boarding houses	4668	27%	10%	4%
 Persons in other temporary lodgings	334	49%	1%	-14%
 Persons in severely crowded dwellings	23,488	46%	48%	15%

WOMEN EXPERIENCING HOMELESSNESS BY STATE AND TERRITORY

STATE AND TERRITORIES	TOTAL NUMBERS 2016	% OF WOMEN EXPERIENCING HOMELESSNESS IN AUSTRALIA	% INCREASE BETWEEN 2011-2016
 New South Wales	15,010	31%	32%
 Victoria	10,432	21%	6%
 Queensland	9,017	18%	6%
 South Australia	2,511	5%	-4%
 Western Australia	3,778	8%	-11%
 Tasmania	682	1%	3%
 Northern Territory	6,916	14%	-11%
 Australian Capital Territory	632	1%	-21%

AGE OF WOMEN EXPERIENCING HOMELESSNESS

AGE	TOTAL NUMBERS 2016	% OF WOMEN EXPERIENCING HOMELESSNESS IN AUSTRALIA	% INCREASE BETWEEN 2011-2016
Under 12	7,658	16%	-11%
12-24	12,736	26%	0%
55 and over	6,8732	14%	29%